



We're in social media!

Instructions for Asian Tool



Table of contents

1. Basic information about the Asian Tool
2. Installing and setting up emulators (if necessary)
 - NOX
 - LD Player
3. Downloading and installing the Asian Tool
4. Launching the Asian Tool and its initial setup
5. Hotkeys
6. Datamining convertation
7. Answers to frequently asked questions
8. What are pot odds?
9. Converting stacks to big blinds at PokerBros

System requirements for playing on an Android emulator:

1. Processor: Intel i3 / AMD Ryzen 5 1600
2. RAM: 8 GB
3. Videocard: NVIDIA GeForce GTX 750 Ti / AMD Radeon R9 270
4. Space on disk: 500 MB
5. OS: Windows 7 and higher
6. Driver: Windows DirectX 11 / Graphic driver with OpenGL 2.0
7. VT Hardware virtualisation technology (Intel VT-x / AMD-V) included in BIOS

System requirements for desktop poker clients:

1. Processor: Intel Core 2 Duo Q6867
2. Videocard: NVIDIA GeForce RTX 2060 / AMD Radeon 7000
3. RAM: 4 GB
4. OS: Windows 7 and higher

[For more information about other software, please contact our customer service!](#)

All communication via: **Telegram** - [@KingsHands_bot](#); **Email** - support@kingshands.com; **Online-chat**

1. Basic information about the Asian Tool

Asian Tool - auxiliary software for playing in Asian poker applications. Allows you to comfortably multitable and even play in several different applications in parallel.

Software features:

- Supports hotkeys.
- Open access to the forbidden tables on the emulator PokerBros.
- Supports mobile applications PPPoker, Upoker, PokerBros, Suprema, Xpoker.
- Supports datamining download.
- Allows you to open more than 1 account on PPPoker and Upoker via the PC app.
- PPPoker, Upoker and Suprema clients can be launched directly in the Asian Tool.
- Displaying the pot odds ([More about Pot Odds](#)).
- Converts stacks into big blinds on PokerBros.
- Copies your opponent's nicknames in 1 click. Simply click on an opponent's nickname in a separate HUD and it will be copied to the clipboard.
- Allows you to convert the hand history of Asian apps saved in Pokerstars format into a format understood by Hand2Note. Also allows reverse conversion - from Hand2Note Upoker, Hand2Note PPPoker and Hand2Note PokerBros format to the format understandable by Holdem manager 2/3 and Poker Tracker 4.

2. Installing and setting up emulators (if necessary)

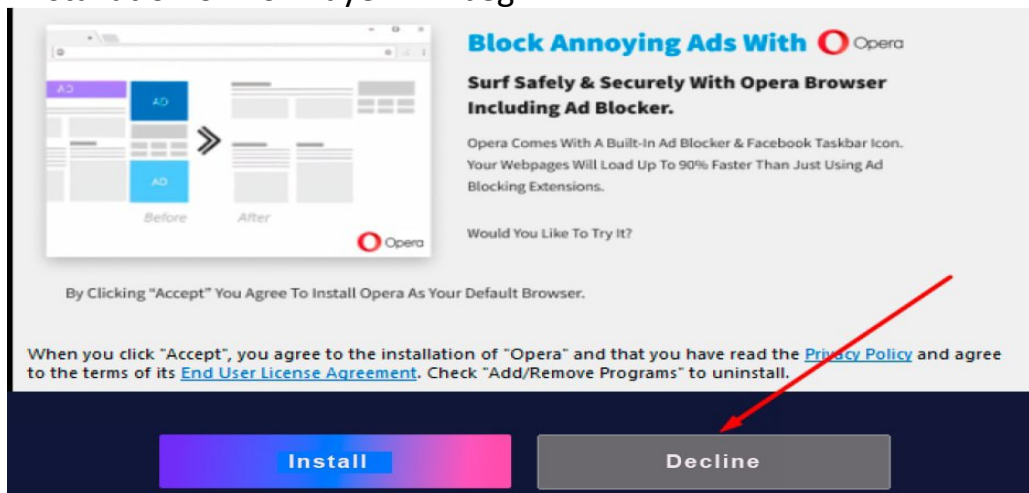
Why do you need an android emulator?

The Android Emulator allows you to create virtual Android devices on your PC. In other words, you can run apps from the Google Play Store on Windows or macOS. You can install, use or uninstall Android apps just like you do on mobile physical devices and tablets.

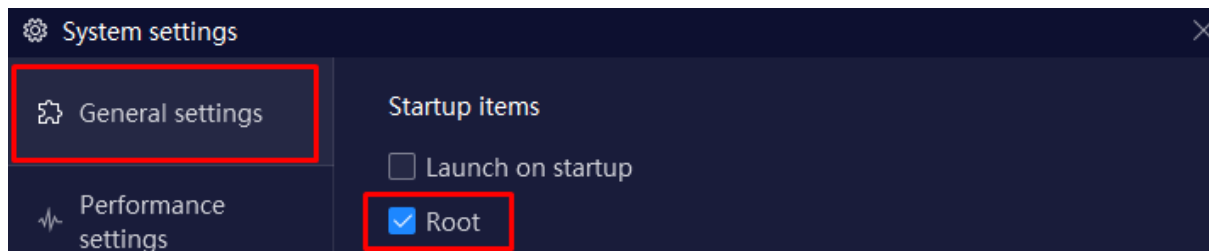
Our converters and Asian Tool run on two emulators - NOX and LD Player. Below we look at how to install and set up each of them.

Installing and configuring the NOX emulator

1. Download the emulator client from the [official NOX emulator website](#)
2. Run the downloaded file and press "Install".
3. Before installing, the installer will prompt you to download the Opera browser and McAfee WebAdvisor. Select "Reject" and the installation of NoxPlayer will begin.

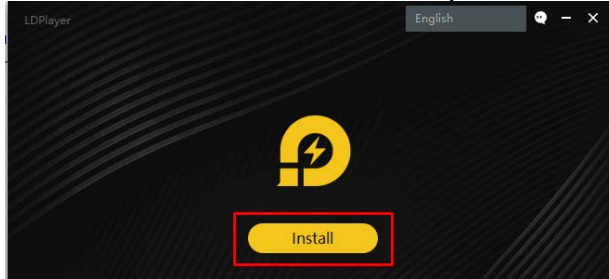


4. When the procedure is complete, press "Start".
5. After launching the emulator, go to System settings ⇒ General settings. Check Root

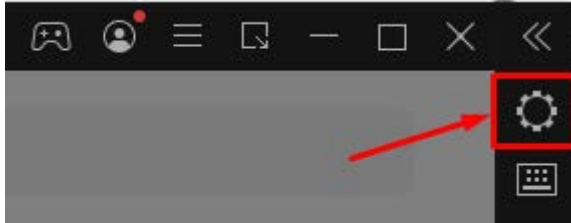


Installing and configuring the LD Player emulator

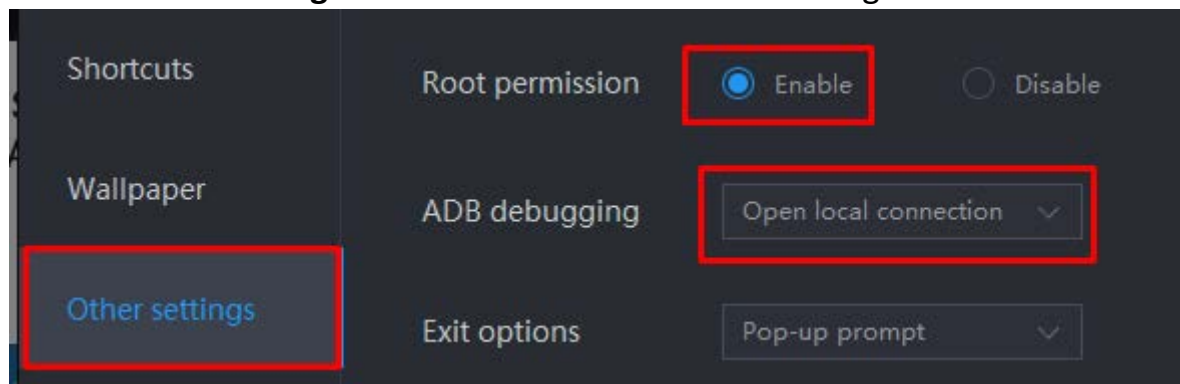
1. Download the client from the [official LD Player emulator website](#).
2. Run the downloaded file and press "**Install**".



3. Before installing, the installer will prompt you to install additional applications and antivirus. Select "**Reject**" and LD Player will be installed.
4. When the procedure is complete, press "**Start**" to start the emulator.
5. After starting the emulator, go to "**Settings**".



6. Select "**Other Settings**" and check the items in the settings as in the screenshot below:

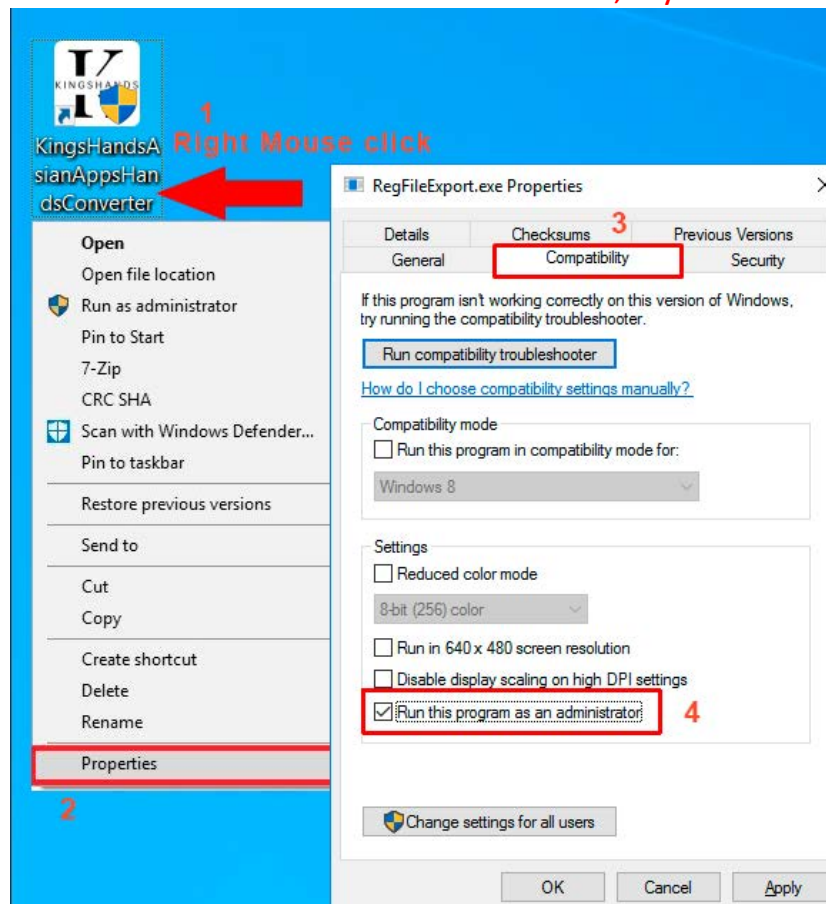


7. Press "**Save Settings**".

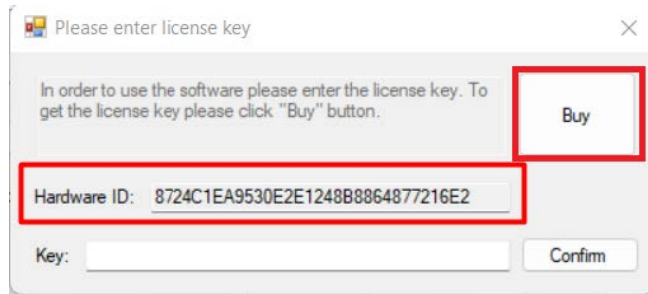
3. Downloading and installing the Asian Tool

All of the following steps are mandatory!

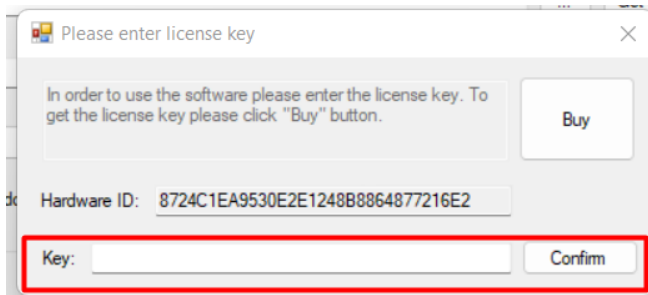
- **Download** and **install** the Asian Tool.
- First of all, we need to set the software to always start by default with administrator rights.
- Right-click on the shortcut **Asian Tool**.
- Select **Properties**.
- Then, in opened window choose **Compatibility** tab.
- Mark option **Run this program as an administrator**.
- **Do the same with the emulator shortcut, if you are using one.**



- Start the Asian Tool.
- The first time you start the Asian Tool, you will see the

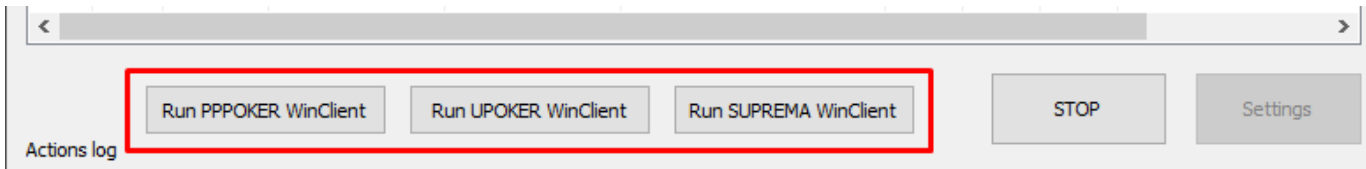


- Click on the "**Buy**" button if you want to buy the software and get a 1, 3 or 6-month licence key immediately.
- If you would like to initially receive a free software usage period with no functionality restrictions, contact our support team (see contacts at the bottom of the page) and send them the following details:
 - information from the row "**Hardware ID**";
 - your e-mail.
- You will receive an email or message with the activation key, which you must insert in the "**KEY**" and press "**Confirm**".



4. Launching the Asian Tool and its initial setup

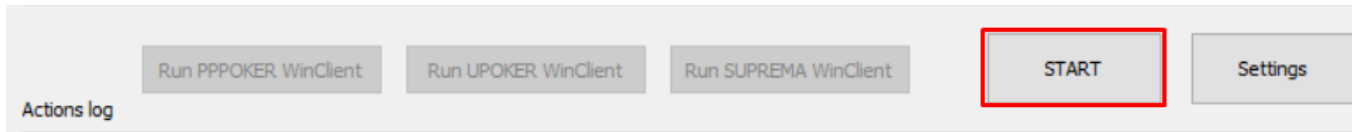
The emulator lobby has buttons that allow you to run the Windows versions of PPPoker, Upoker and Suprema directly from Asian Tool.



You can run these applications and with their shortcuts as usual, this will not affect anything. These buttons are for your convenience only. X-Poker only works with the Asian Tool through the emulator, so there is no button to run it.

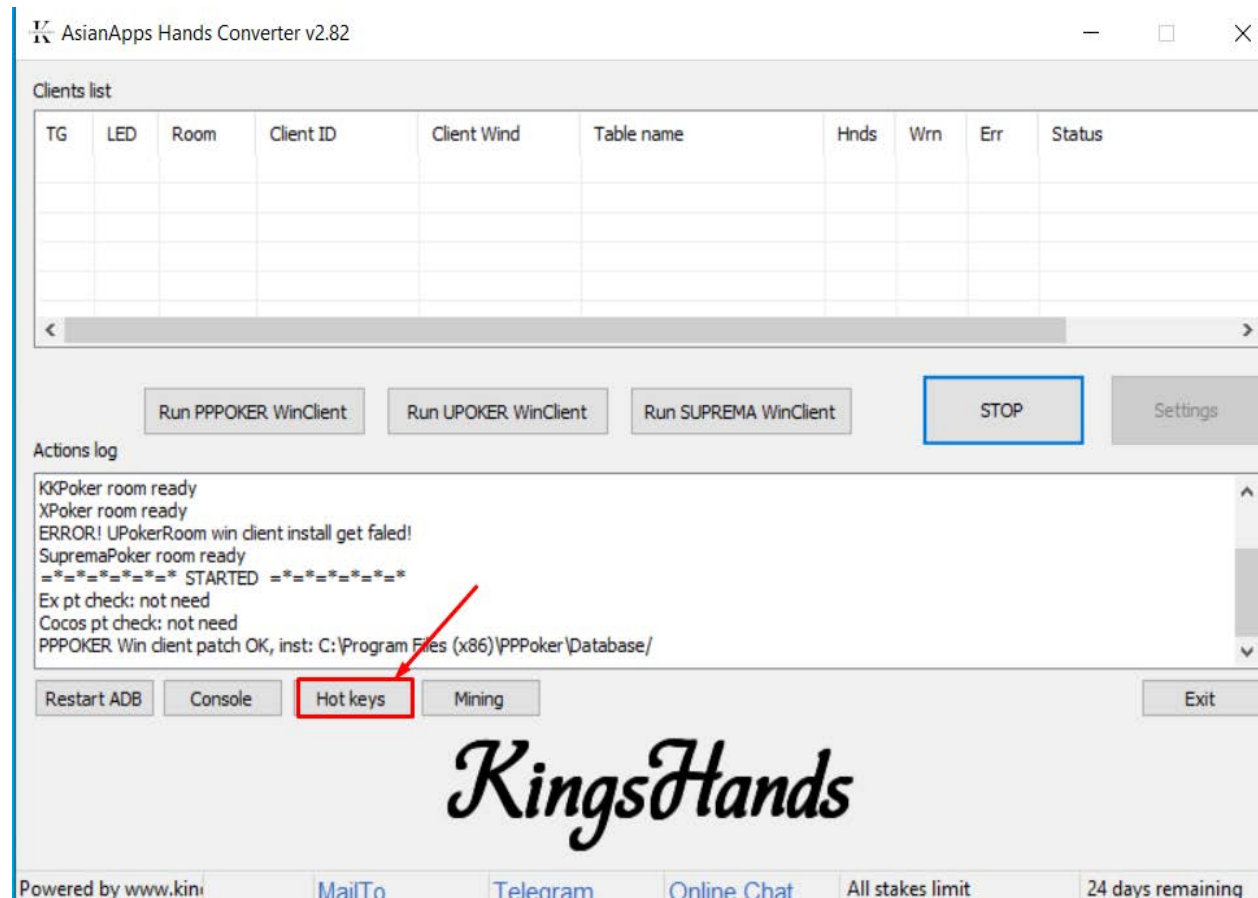
Launch the application clients one after the other with a short pause (a couple of seconds), so that integration of the Asian Tool and the running client has taken place. It is not necessary to start everything at once, as this may cause problems with the program.

Press the "**START**" button. The Asian Tool will find the installed clients of your poker applications.



5. Hotkeys

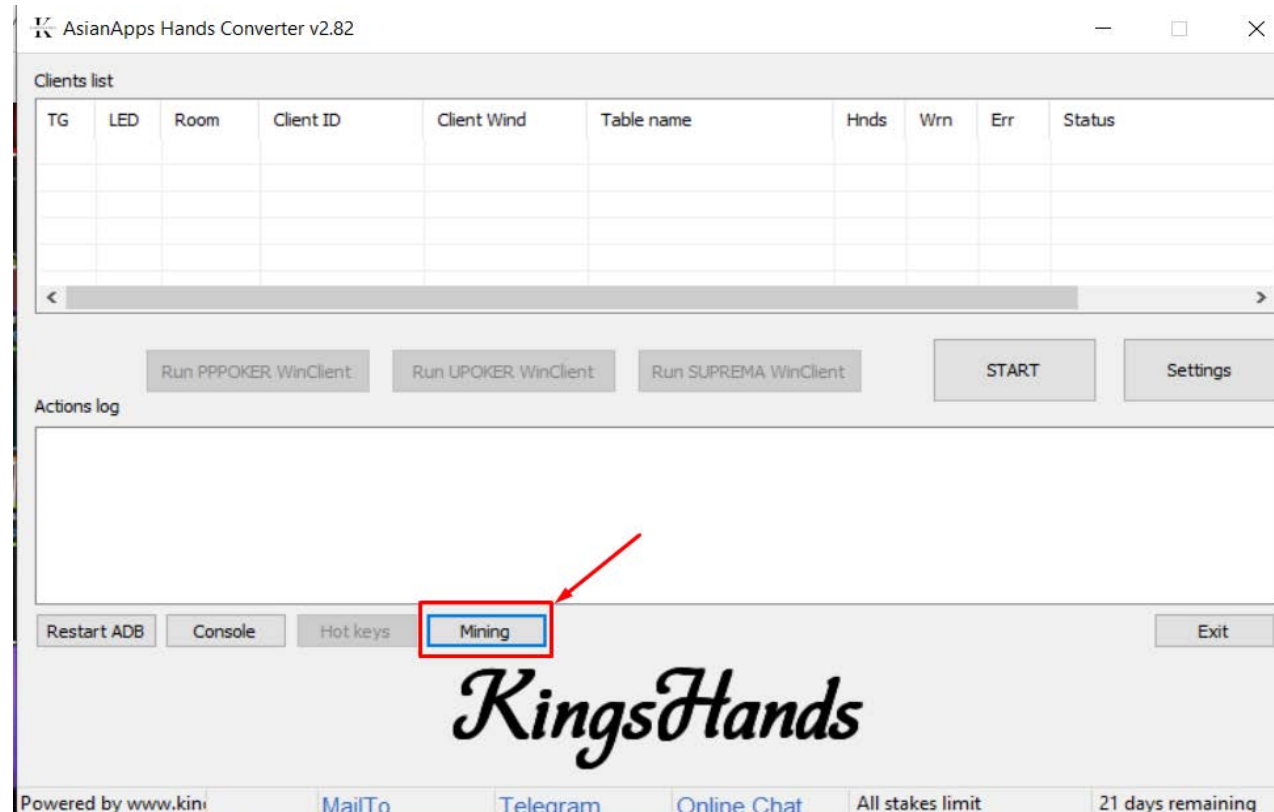
The Asian Tool allows the use of flexibly configurable hotkeys, which can play a series of mouse clicks on the table in the desired locations by pressing a preset keyboard shortcut. For example, you can press the space bar, set up a click on the fold button on the table, or even click for a specific bet setting, and assign it to a key press or keyboard shortcut. The Hotkeys manual for the Asian Tool can be found [here](#).



6. Datamining convertation

To convert the different formats of datamining purchased from KingsHands website, AsianConverter / AsianTool has a built-in datamining convertation feature. It can help to convert hand history from Pokerstars format to specific Asian room formats for Hand2Hote, Holdem manager2/3, PokerTracker 4 trackers.

[Click to read the datamining convertation instructions](#)



All communication via: **Telegram** - [@KingsHands_bot](#); **Email** - support@kingshands.com; **Online-chat**

7. Question and answer

(Answers to frequently asked questions)



QUESTION	ANSWER
What are the main functions and advantages of the Asian Tool?	<ol style="list-style-type: none">1. Supports hotkeys.2. Open access to the forbidden tables on the emulator PokerBros.3. Supports mobile applications PPPoker, Upoker, PokerBros, Suprema, Xpoker.4. Supports datamining download.5. Allows you to open more than 1 account on PPPoker and Upoker via the PC app.6. PPPoker, Upoker and Suprema clients can be launched directly in the Asian Tool.
Is the Asian Tool permitted?	Yes, it is not considered banned third-party software .
Which versions of PPPoker and UPoker will it work with?	Will work with both PC versions and Android versions via emulator.
Is the player's nickname not recorded anywhere? just the id?	Works by player id, nicknames are not permanent (can change) and will not be reliable.
Is it possible to open the Asian Tool on two devices?	The Asian Tool is bound to one device, you can only use it on one device. If necessary, we can transfer it to another device.

<p>How to use a proxy in conjunction with an emulator?</p>	<p>We highly recommend ProxyDroid. It has been tested and proven to be more stable and error-free than its counterparts! The ProxyDroid manual for the Asian Tool can be found here.</p>
<p>Can I use your Asian Tool on the MAC?</p>	<p>No, only on the Windows.</p>
<p>What is the procedure for starting the Asian Tool?</p>	<p>Start the software => Start => Start the room.</p>
<p>A player has changed computer, can the old Asian Tool licence be deactivated and a new one issued?</p>	<p>Yes you can, we need an email and a new Hardware ID.</p>
<p>If I had the Asian Tool before, and now I have bought a new licence and not renewed the old one, how do I enter the new key?</p>	<p>The Asian Tool licence will automatically renew.</p>

8. What are Pot Odds?

Our converter has a Pot Odds function. It is implemented in our converter. You can switch it on/off in [converter settings](#)

Pot-odds refers to the ratio of the pot to the bet we need to call.

Pot-odds is the ratio between the current pot size and the price of your call. Simply put, it's the ratio of reward to risk, and that's what poker is all about. Minimising risk while maximising reward.

Pot-odds can be converted from a ratio to a percentage and then compare that percentage to the equity of your hand to determine the profitability of each of your actions. This is something that will help you a lot at the poker tables, especially if your goal is to play to a good advantage over the long term.



9. How to convert stacks into big blinds at PokerBros?

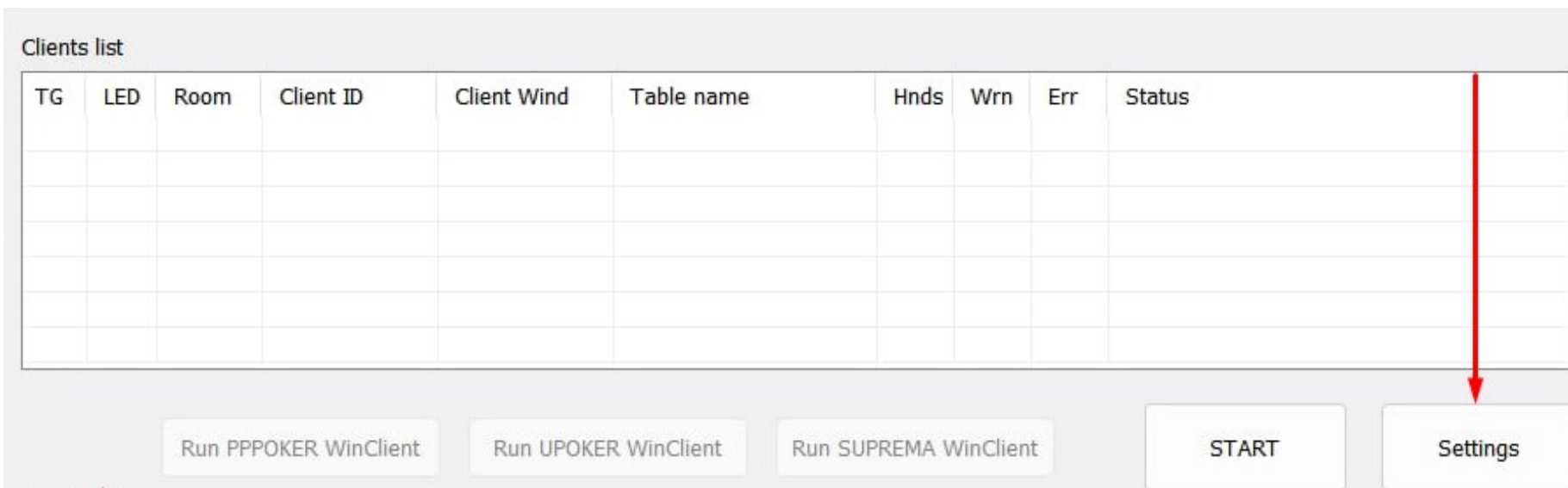
Stack conversion into big blinds is a very handy feature during the poker session. It saves the time we spend on finding the right bet size. It's particularly useful for multi-tablers. Changing the bet size every time is tedious, but converting stacks into blinds makes it easier. It's even more useful for players who sit at tables with different stakes at the same time. It's unwise to expend your energy to keep different limits in mind and rearrange your betting. With stacks in the big blinds, the betting size will be the same whether it's NL20, NL30 or NL40.

Initially, this option was only available in poker support programmes like StarsCaption, 888Caption or iPoker Tools. Over time, leading poker rooms have added it to their client settings. PokerStars, PokerKing, and 888Poker have the stack conversion feature. Asian poker apps have also added it to their clients. Stack transfers in BB are available on PPPoker, Upoker and PokerBros. Except that there is an important thing about PokerBros.

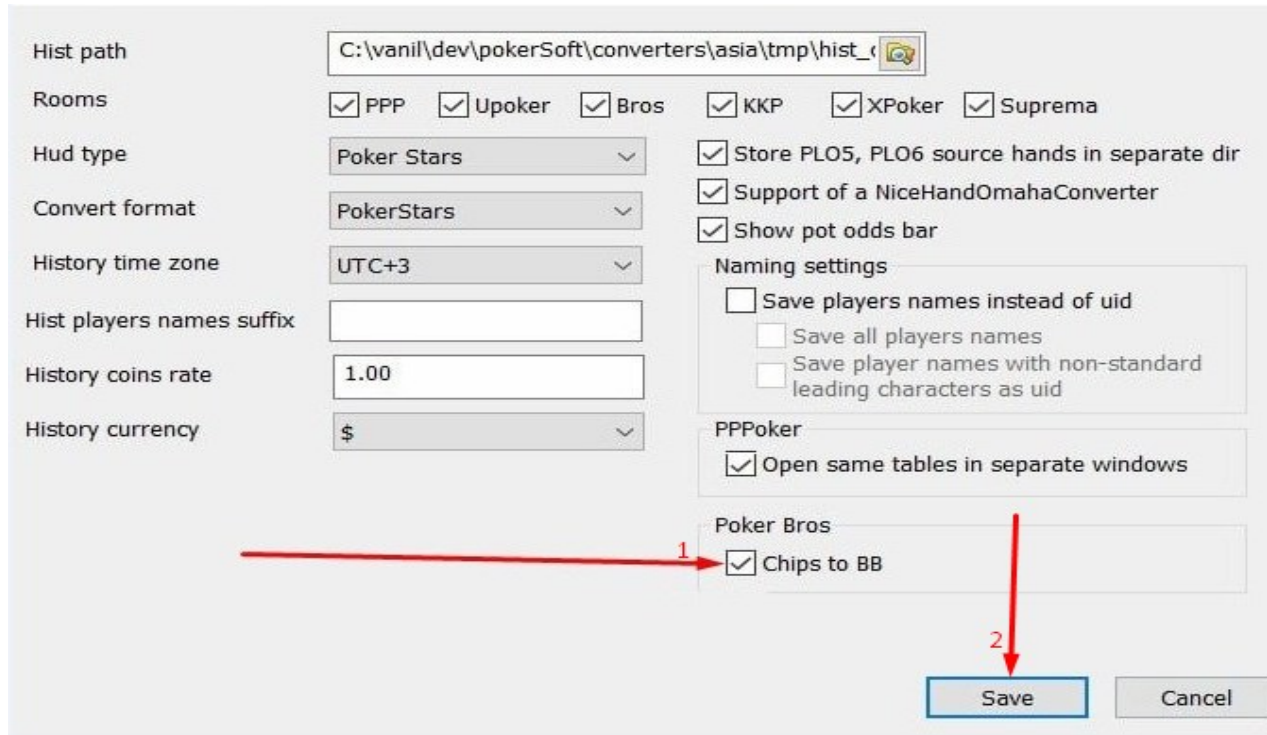
Stack conversion to big blinds on PokerBros is a paid feature. It only works with a paid subscription to a Bronze, Silver or Gold VIP card. It costs \$5 per month. **Asian Tool displays stacks in BBs for free.**

Here's how to convert stacks into big blinds on PokerBros:

1. Launch Asian Tool and click on "**Settings**" in the main window.



2. In the settings, tick the box next to "**Chips to BB**" and click "**Save**".



3. Go back to the main window and press the "**Start**" button there.



4. Start the **PokerBros** client and turn on stack-to-blind conversion there

